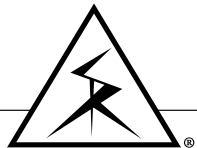


DELTA-X



SHUNYATA RESEARCH

THANK YOU!

Congratulations on your purchase of the Shunyata Research Delta-X. Shunyata Research power products are used by many of the finest recording studios, mastering engineers, recording artists and electronics manufacturers worldwide.

Chances are that some of the music you listen to and the equipment that you own was produced using Shunyata Research products as part of a reference system or mastering system.

Thank you for choosing us to be a part of your system.



Caelin Gabriel

President

IMPORTANT SAFETY INFORMATION

WARNING: POTENTIALLY LETHAL VOLTAGES INSIDE!

THERE ARE NO USER-SERVICEABLE PARTS INSIDE. REFER ALL SERVICE TO SHUNYATA RESEARCH SERVICE DEPARTMENT (or an Authorized Distributor).

	WARNING Risk of electric shock. DO NOT OPEN.	
To reduce the risk of electric shock do not remove cover or back. Non-user serviceable parts inside. Refer servicing to qualified service personnel.		

CHECK VOLTAGE RATING

Verify the maximum voltage rating listed on the side of the box and on the unit before applying power.

WATER

This unit is NOT water proof. DO NOT submerge unit in water or any other fluid. DO NOT operate unit in an environment of water condensation. DO NOT operate unit with standing water on the floor.

INPUT POWER REQUIREMENTS

This unit requires a properly installed AC Mains power connection. Ensure that the AC polarity is correct and that a safety ground is present. DO NOT operate this unit with a cable that has the ground pin disconnected. DO NOT operate this unit with a cheater plug that disables the safety ground connection. DO NOT operate this unit without a grounded outlet.

CONTACT ENHANCEMENT FLUIDS

Contact fluids, pastes, and gels are NOT recommended for use with this device. Many of these types of products leave a residue that can contaminate or damage the contact metals over a period of time. The products labeled as *silver-bearing grease* or *silver-impregnated silicon* are particularly harmful. Some of these are difficult or impossible to remove. Damage caused by these products will void your warranty! Never attempt to clean the contacts inside the outlets. If you wish to clean the external contacts, use CAIG DeoxIT® or DeoxIT® GOLD.

CRYOGENIC TREATMENTS & BURN-IN DEVICES

This unit has been treated with KPIP v2™, a proprietary process developed by Shunyata Research. DO NOT connect this unit to a burn-in device, as doing so will degrade performance and sound quality.

DO NOT cryogenically treat Shunyata Research products. Cryogenic treatment will damage plastic connectors and degrade insulation, shortening the life of the product. CRYOGENIC TREATMENT WILL VOID YOUR WARRANTY.

READ ALL WARNINGS and INSTRUCTIONS BEFORE OPERATING THIS UNIT

UNPACKING

KEEP PACKING MATERIALS

Keep all the packing materials. If you need to ship the unit, you must use the original boxes and protective inserts. Shipping without the original materials will void the warranty and you may not be entitled to claim shipping insurance losses if the unit was improperly packed!

If your packing materials are missing or damaged, contact Shunyata Research Customer Service for replacements.

DO NOT plug in the unit until you have read the complete instructions!

TECHNOLOGY & FEATURES

Delta-X features patented technologies and proprietary components that are simply unavailable in other products. Delta-X power distributors supply power to multiple components while reducing noise from the power line and intercepting *component-to-component* noise.

DTCD® DESIGNED (*Dynamic Transient Current Delivery*)

Delta-X was designed using the DTCD® analyzer. DTCD® Analysis is a technique that measures instantaneous current through low impedance electrical conductors and contacts. Shunyata Research uses it to optimize the design, specification and construction of parts and materials to ensure maximum current delivery performance.

CCI™ NOISE REDUCTION

Traditional power conditioners are designed to block incoming noise from outside the home but do not address the noise that is generated by the electronic components themselves. In fact, most conditioners reflect noise back into other components connected to the power conditioner. CCI™ (*Component-to-Component Interference*) is one of the most significant but often overlooked aspects to power system performance. The CCI™ filter consists of a proprietary multi-stage filter that reduces electrical noise and power supply generated interference.

QR/BB™ AND NIC™ NOISE REDUCTION

The NIC™ (*Noise Isolation Chamber*) is a patented technology that reduces high frequency power line noise. NICs™ use a non-reactive *ferroelectric* substance that actually absorbs high frequency noise. This allows Delta-X power distributors to reduce noise without any of the negatives associated with conventional power conditioner designs. Patented QR/BB™ technology dramatically reduces the sense of dynamic compression often heard when an amplifier is connected to a conventional power conditioner. Dynamics are actually improved when an amplifier is connected to the Delta-X even when compared to a direct connection to the wall outlet. [US Patents: 10,031,536 B2 and 8,658,892]

TAPc

TAPc (Transverse Axial Polarizer) is a patent-pending technology that couples to the electromagnetic fields surrounding electrical or signal conductors. TAPc behaves like a polarizer, passively reducing electromagnetic distortion that presents as a type of glare on sound or images. The sonic impact of TAPc is unmistakable. There is a profound drop in perceived noise floor, effortlessly portrayed dynamics and an immediate improvement in the rendering of timing and coherency in sound. These performance elements are unique to TAPc and remain unaddressed by competing technologies of any kind. Even casual listeners can recognize the effect TAPc has upon first listen. Results are consistent across a wide range of components and systems. Essentially, the TAPc modules act as force multipliers, elevating the listening experience to levels many would not have thought possible.

GPNR (Ground Plane Noise Reduction)

GPNR is an advanced ground noise filtering system within the Delta-X, engineered to reduce high-frequency interference that pollutes the ground plane of audio and video systems. GPNR provides continuous ground-plane noise reduction for all connected components, with no setup required. Components connected via an external ground cable to the CGS (Chassis Grounding System) terminal can access even higher performance by providing a lower-impedance path to the Delta-X's GPNR filtration system. This enhances noise dissipation beyond what is possible through the standard AC ground path alone. By cleaning the system's ground plane, GPNR dramatically lowers the system's noise floor, preserving clarity, enhancing timing precision, and revealing subtle musical and spatial detail.

ZONES OF ISOLATION

Delta-X features four dedicated zones of isolation that significantly reduce CCI™ (Component-to-Component Interference), allowing digital and analog components to operate with minimal cross-contamination. This intelligent layout supports a wide variety of system configurations, preserving sonic and visual fidelity by isolating the noise profile of each component group.

HIGH CURRENT CAPABILITY

The Delta-X series power distributors have high-current continuous ratings, ensuring unfettered power delivery to entire systems, including high-powered amplifiers. Advanced electromagnetic breakers combined with massive 8-gauge ArNi® wiring maximize dynamic contrast and bass impact.

HYDRAULIC ELECTROMAGNETIC BREAKER

Common power conditioners use fuses or thermal breakers for over-current protection. When heavily loaded, those devices cause voltage drops, increased contact impedance, thermal noise, excessive heat generation, and current-limiting effects. The Delta-X uses a more advanced solution called a *hydraulic electromagnetic breaker* that can operate right up to the maximum current rating without the limitations of fuses or thermal breakers.

CABLE CRADLE SUPPORT SYSTEM

Shunyata Research provides a unique solution for the problem of heavy high-end power cables. The innovative Cable Cradle supports the weight of the power cable, preventing it from pulling away from the outlet. This system is designed to ensure reliable and secure electrical connections. (US/AS models only)

ArNi® CONDUCTORS

Shunyata Research has developed a proprietary line of ArNi® conductors. They are made with certified OFE C10100 (Certified ASTM F68) copper. The wire strands are arrayed in a proprietary “hollow tube” VTX™ geometry, which reduces skin effects. ArNi® conductors are then treated with Shunyata Research’s exclusive Kinetic Phase Inversion Process (KPIP v2™) for a period of 4 days.

VIBRATION MANAGEMENT

Mechanical vibration can be very destructive to system performance. The Delta-X was designed from its inception to include advanced forms of vibration control that improve the recovery of subtle musical detail and nuance. All chassis panels and internal structures are treated with vibration dampening panels.

KPIP v2™

KPIP v2™ is a proprietary preconditioning process that permanently enhances the performance of power distributors by refining conductor metals at the atomic level. Each Delta-X power distributor undergoes four days of this advanced treatment, which dramatically reduces burn-in time and delivers a relaxed life-like presentation. When compared to the original process, KPIP v2™ represents a dramatic performance upgrade on par with a component-level upgrade.


CRYOGENIC TREATMENT

Many of the electrical components in the Delta-X are treated in Shunyata Research’s own advanced computer-controlled cryogenics lab. Further cryogenic treatment of the unit is strongly discouraged and will void your warranty.

CONNECTIONS & POWER UP

THE ELECTROMAGNETIC BREAKER

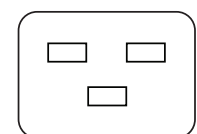
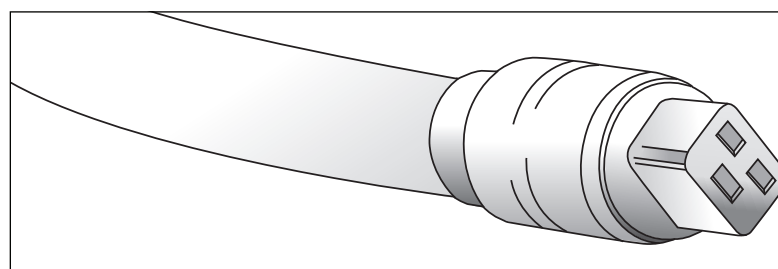
This is NOT a master ON/OFF switch. The breaker is designed to protect the unit and the components in the event of an over-current event. You should NOT use it to turn your system ON and OFF.



OFF POSITION

THE POWER CORD

The Delta-X requires an IEC C19 terminated power cord. ONLY use a power cord that is rated for 16/20 Amps of continuous current.

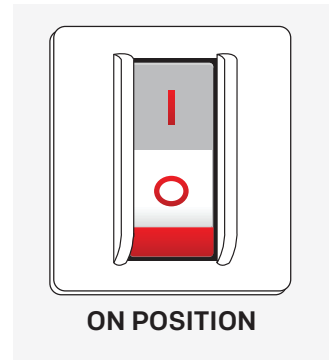


IEC C19

POWER UP SEQUENCE

- 1 Put the breaker in the OFF position.
- 2 Plug the C19 power cord into the unit's inlet.
- 3 Ensure all electronic components are in the OFF position.
- 4 Plug each component into an available outlet.
- 5 Put the breaker in the ON position.
- 6 Turn each of the components on.

Wait approximately 5 seconds between each component.



POWER DOWN & DISCONNECTION

WARNING: DO NOT PULL THE PLUG

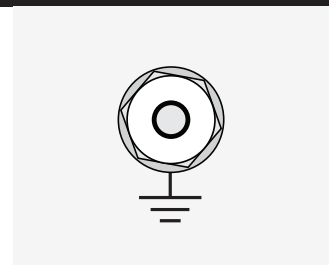
DO NOT ever pull the unit's power cord from the wall outlet while the system is operating. This unit carries very high currents and pulling the cord may cause a large arc that may damage the power cord contacts, the wall outlet and potentially the unit's inlet connector.

To remove the unit from the system, reverse the previous procedure.

- Turn OFF each connected component
- Turn the unit's electromagnetic breaker to the OFF position
- Unplug each of the power cords attached to the unit
- Unplug the unit's power cord from the wall outlet

CHASSIS GROUNDING SYSTEM

The Delta-X includes a Chassis Grounding System (CGS) terminal that serves as a centralized grounding point for the electronic components in the system. Connecting component chassis to this common ground can eliminate system hum caused by ground loops. The CGS terminal also provides the optimal connection point when tying grounds between multiple power distributors or integrating an Altaira grounding hub into the system.



PERFORMANCE OPTIMIZATION

SETTLING TIME

The Delta-X is constructed using massive wiring and heavy-duty contacts throughout. It was treated with Shunyata Research's exclusive KPIP v2™ process. This significantly reduces the amount of time required for burn-in. However, the unit will improve in performance over a period of time. Allow several days of settling time while the unit is continuously powered and under load to achieve best performance. We recommend using 100-watt lamps or small fans during the settling period.

MOUNTING PLATFORMS

Ideally the Delta-X should be placed on a proper shelf, amp stand or solid platform. A heavy plank of hardwood or a granite slab also works well.

AC WALL SOCKETS

It is strongly recommended that you replace the wall outlet with a high quality commercial grade unit. A standard wall outlet is usually not ideal for high current applications. There are many audiophile-grade outlets that are plated with a variety of metals including silver, gold, rhodium and others. Our experience is that these do not provide significant improvement over a quality commercial grade outlet. We recommend the Hubbell model 5362 SPEC grade outlet for better performance.

OTHER POWER COMPONENTS

Using Shunyata Research power distributors in conjunction with other power distributors, conditioners, or regenerators is strongly discouraged. Connecting power conditioners in series usually gives unpredictable or poor results. Conditioners and regenerators can be highly reactive and may degrade the DTCD® and the CCI™ advantages built into the Delta-X.

SPECIFICATIONS

TRANSIENT SUPPRESSION

- Maximum transient protection:
40,000 A @ 8/50 μ s

OVER-CURRENT PROTECTION

- Hydraulic electromagnetic breaker

WIRING SYSTEM

- 8 gauge ArNi[®] VTX Buss system
- 12 gauge ArNi[®] VTX wiring
- Ratings: 600 V 105° C

NOISE SUPPRESSION

- Input to Output (100 kHz - 30 MHz):
> 50 dB reduction
- Zone to Zone (100 kHz - 30 MHz):
> 60 dB reduction

TECHNOLOGY

- TAPc
- QR/BB[™]
- KPIP v2[™] Processing: 4-days

ISOLATION ZONES

- 4 zones

CONNECTION

- Inlet: IEC C19R

VIBRATION CONTROL

- Vibration dampening panels (internal)
- Shunyata polymer footer

CONSTRUCTION

- All aluminum chassis
- Anodized, brushed aluminum faceplate

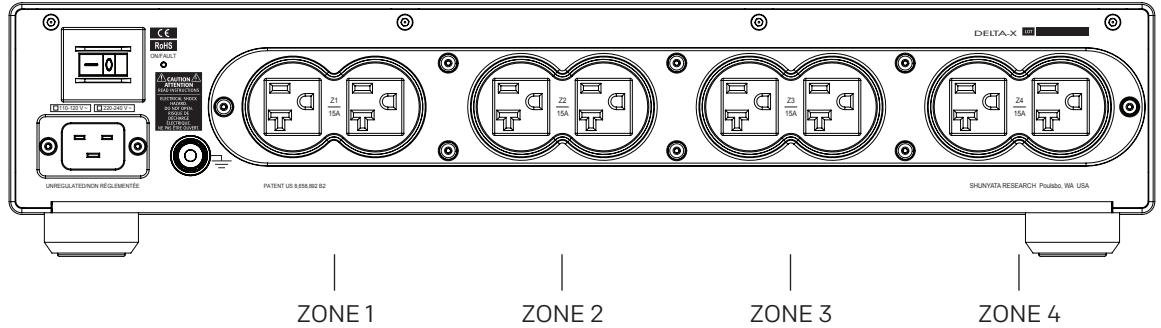
DIMENSIONS

Width: 21 inches (53.34 cm)
 Depth: 9 inches (22.86 cm) (including shroud)
 Depth: 8 inches (20.32 cm) (without shroud)
 Height: 4 inches (10.16 cm)
 Weight: 14.2 lbs (6.44 kg)

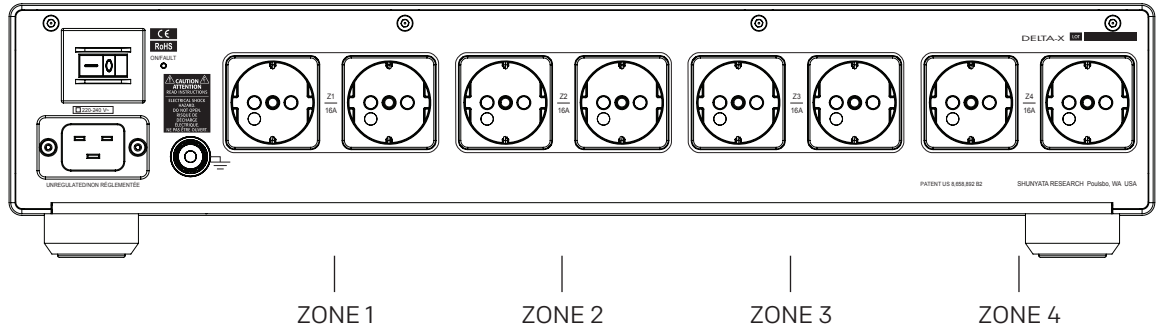
	US/AS	EU	AU	UK
MAXIMUM VOLTAGE	90-125 VAC (US) 220-240 VAC (AS)	220-240 VAC	220-240 VAC	220-240 VAC
INPUT CURRENT RATINGS	Max continuous current: 20A	Max. continuous current: 16A	Max. continuous current: 16A	Max. continuous current: 16A
OUTPUT CURRENT RATINGS	outlets: 15A	sockets: 16A	sockets: 10A	sockets: 13A
CONNECTORS	8 NEMA 5-20R	8 CEE7/3	8 AS/NZS 31123	7 BS-1363 (3 pin)

REAR PANELS

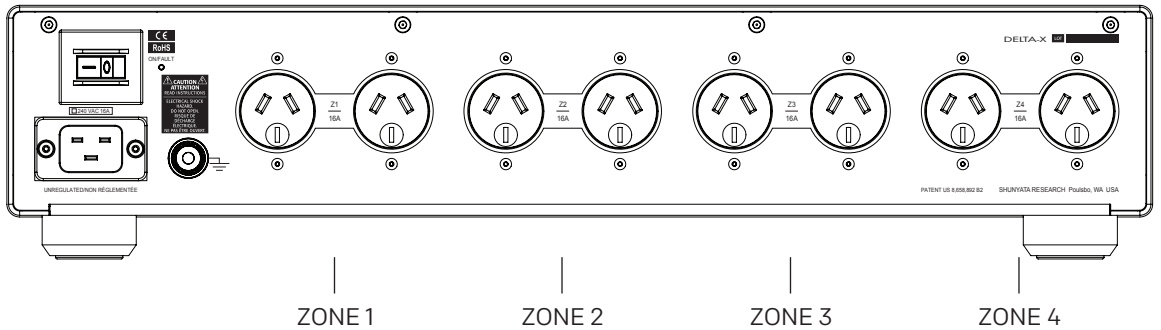
US / AS



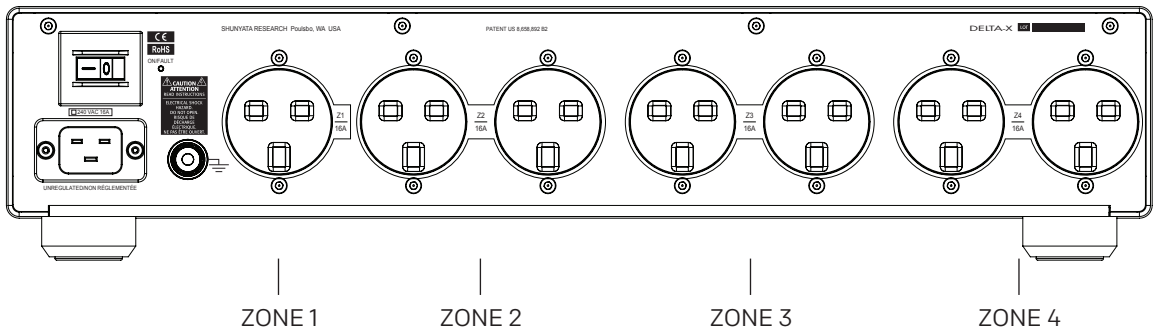
EU



AU



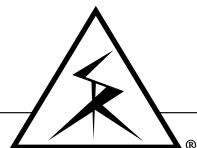
UK



ISOLATION ZONES

©2025 Shunyata Research.

Reproduction of this brochure and its contents, in part or whole, is strictly forbidden without prior consent from Shunyata Research.
Shunyata Research reserves the right to change specifications at any time without prior notice.



SHUNYATA RESEARCH

26273 Twelve Trees Lane, Poulsbo, Washington 98370

360 598 9935 | www.shunyata.com