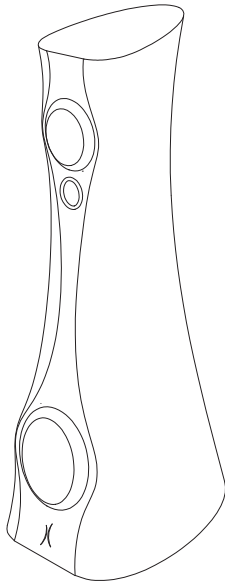


estelon

*from Alfred + Partners*



Model XB

*Designed  
by Alfred Vassilkov*

\_\_\_\_\_

Serial Number \_\_\_\_\_

Your ESTELON loudspeakers have passed our quality control:

- Technical test passed.

- Listening test passed.

Alfred Vassilkov  
Head of Research and Development,  
Alfred & Partners

## Table of Contents


1. Introduction.....	4
1.1. Alfred & Partners.....	4
1.2. Estelon Model XB.....	6
2. Specifications.....	9
3. Unpacking Instructions.....	11
4. Set-up.....	14
4.1. Initial positioning in the room.....	14
4.2. Wiring.....	15
4.3. Break-in period.....	15
4.4. Recommendations from Alfred Vassilkov.....	15
5. Taking care of your Estelon speakers.....	16
6. Warranty – Technical Services.....	18

## 1. INTRODUCTION

### 1.1. Alfred & Partners

**Alfred & Partners**, the Tallinn based design studio and think tank, is not simply a business but a dedication, a dedication to a single, heartfelt idea – the production of **Instruments**, Sound Diffusers, Sculptures – capable of unveiling the rich, emotional tapestry of music in a personally involving way.

For more than 25 years, the designer and founder, **Alfred Vassilkov**, has been designing loudspeakers – achieving success both in design and patents – with developed products, in Europe. A decision was made – that to establish his own brand based on his gathered experience and knowledge.



*The designer and founder, Alfred Vassilkov*

Such dedication carries with it the implicit responsibility of a wholly uncompromising approach to audio design. Pride of craftsmanship shares equal footing with sonic innovation. Their visionary achievements, their quest for musical truth, continuously pushing the envelope – the result is a product line that offers unrivalled musical revelation packaged in designs of unparalleled beauty.

More importantly, we hope that their efforts can, in some small way, offer a key that assists listeners in unlocking the vast structure of emotion that is – **music**.



For **Estelon**, the new brand, the visionary development started in 2006 when Alfred started to analyze materials and technologies for producing cabinets with streamlined shapes that could not only reproduce the best sound but also assimilate into an interior, with their elegant “**sculpture**” look. Years of work had led him to a proprietary, crushed marble based composite. The material having excellent stiffness and damping factors, as well as technical features that allowed for the creation of cabinets with a design that enhances the sound reproduction capability of the system as a whole.

The special **E-lon** shape of the loudspeaker creates **ideal** conditions for sound reproduction. Its rounded form excludes corner reflections. A narrowing of the tweeter area – the front panel sculpted – to achieve 0 phase at the listening point, while its larger radiuses maintain their excellent influences on the direction diagram. The cabinet becomes wider and deeper at its base for both stability and to allow for the volume required for effective low frequency reproduction.

Finally, every loudspeaker produced must pass Alfred & Partners extreme level of quality control – each pair of loudspeakers is assembled, tuned and then listened to individually. AND lastly, all the products are handmade in Estonia, to their exacting standards.

## **1.2. Estelon Model XB**

The Estelon Model XB – a process of evolution from within. The result of a reassessment, a further refinement and extension of the performance goals already in place for the much praised Model XA – Alfred Vassilkov's first tribute to the Estelon brand and the birth of a new approach to loudspeaker design. Chief among the physical design elements continues to be the use of the E-lon cabinet form. This cabinet form, having been developed and honed over a five year period, its design and construction allow it to easily couple with even difficult room acoustics. Our respect for the Model XA and its design continue and remain a constant source of inspiration.

Many years have passed since the genesis of the Estelon project and much has been learned during this visionary period – embodying all the visionary achievements – the roots and the choices that have evolved into the Estelon sound. With the Model XB, the most beloved element of Estelon products has been reaffirmed again – Simplicity. The “minimal” electrical second order crossovers, the raffinated mix of other elements as drivers and acoustic enclosure, has allowed Estelon to find again, trusted and confirmed qualities, a rediscovering and refinement of old but never obsolete design principles and technological principals that are the true expression of Estelon's sonic esthetics.

Sharing the similar E-lon shape with XA and X Diamond, the Model XB it is a smaller speaker designed for smaller listening rooms (suggested room size 20-50 m<sup>2</sup>) while keeping the hallmark of Estelon loudspeakers – the exceptionally wide imaging, deep sound staging and thrilling life like dynamics. It is far more than simply speaker drivers in a cabinet. It is a genuine musical instrument in its own right. One that, when carefully integrated into system and room, is capable of connecting the listener to music in a most profound way. Everything expressed naturally and simply with balance, order and measure. It possessed an eminently musical temperament that is immediately evident upon your first and each subsequent listening experience.

The Model XB will surprise a listener with very defined and unexpectedly deep bass, clear and articulate mid and extremely good dynamics in high frequencies. The Model XB is capable of reproducing the finest nuances of music.

**Cabinet Design** – As for all the Estelon loudspeakers, chief among the physical design elements of the Model XB is the use of E-Ion cabinet form, having been developed and honed over a five year period. The E-Ion shape is a result of choices of material and time-honored construction techniques, a special casting process, the use of a proprietary marble based composite and the extensive use of sub-structural stiffening spars that break up resonance nodes and creates an internal acoustic chamber of non-parallel sidewalls that is all but immune to unwanted standing waves that can cause a colored sound. As a result – Estelon speakers have a very natural and balanced sound. During the final hand-assembly process each speaker is individually tuned to maintain uniformity from unit to unit. Unusual in its defined form, the results of this cabinet construction allows it to be easily couple with even difficult room acoustics – allowing bass to roll effortlessly into the listening space.

**Transducers** – The drive units employed are the highest expression of transducer design – German made Accuton ceramic drivers. The 220 mm bass driver uses a special ultra stiff ceramic – sandwich dome. The mid-bass unit is a sophisticated design with particular attention paid to the titanium voice coil former and the surrounding air gap to provide maximum freedom from dynamic compression in conjunction the use of a special ultra stiff ceramic dome – valued for its midrange neutrality, is mated to its own acoustic enclosure. All moving elements of the driver are ventilated for resonance free response. Similar to other X Series speakers, this unique technology allows the XB to produce bass and dynamics that belie the size of the loudspeaker enclosure. The new 25 mm high frequency driver has an ultra hard ceramic dome and no ferrofluid filling. A double neodymium magnet guarantees low energy storage and excellent heat transfer.

Each drive unit is “broken in” by running a signal through them for several hours before selecting matching pairs of drivers for each speaker pair. When the drivers are in matching pairs, another „break in“ with a special signal is conducted. Finally, drivers are fitted into the finished cabinet for individual tuning.

**Crossover** – A “minimalist” design 2nd order crossover is used mainly for the natural sound such a design affords. All component parts used, as well as the application of specific internal wiring, are of the highest quality and were chosen through extensive listening tests based on subjective musicality. The crossover with Teflon hybrid capacitors and air core inductors is encased in a separate chamber. Often, seemingly minor changes greatly affect the final sound! Such attention to detail is readily apparent upon first hearing. The result – a totally coherent signal path, a claim proven based on extensive A/B listening.

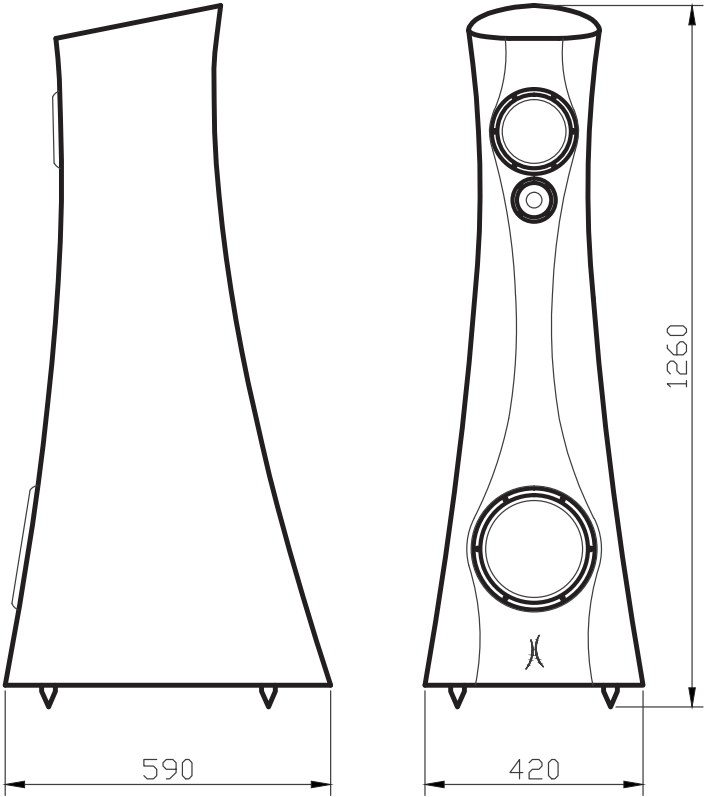
**Finish** – Just as in the making of a great musical instrument, the finish has also an influence on the final sound! After casting, the proprietary marble based composite is allowed to age, prior to the application of a multi layer internal resonance compound. Only after this time consuming process does the preparation of the surface of the cabinet commence. Manual labor hand sanding and sealing, layer upon layer, applied using an elaborate and time-consuming procedure. And finally the multiple coats of the lacquer finish is applied – hand sanding accompanying each finishing coat. Final polishing – to a mirror-like or matte finish, again, is done by hand. The Estelon XB is offered in a choice of liquid gloss or matte finishes or the optional/premium finishes.



## 2. SPECIFICATIONS

<b>Woofers:</b>	8,7" Accuton, ceramic sandwich dome
<b>Mid Woofer:</b>	6,25" Accuton, ceramic membrane
<b>Tweeter:</b>	1" Accuton, ceramic inverted dome
<b>Internal Wiring:</b>	Kubala-Sosna
<b>Capacitors:</b>	Mii, Teflon-Hybrid
<b>Frequency Response:</b>	22 - 30 000 Hz
<b>Power Rating:</b>	150 W
<b>Amplification Power:</b>	30 W
<b>Nominal Impedance:</b>	6 ohms (min 3.5 ohms at 50 Hz)
<b>Sensitivity:</b>	87 db/2.83 V
<b>Height:</b>	1260 mm (49,6")
<b>Width:</b>	420 mm (16,5")
<b>Depth:</b>	590 mm (23,3")
<b>Net Weight:</b>	69 kg per piece (152 lbs)
<b>Shipping Weight:</b>	110 kg per piece (242 lbs)

Dimensions in Millimeters:



### 3. UNPACKING INSTRUCTIONS

Your Estelon loudspeakers come packaged individually in 2 separate flight cases – we strongly recommend keeping these cases for possible future use / transport. Due to the substantial weight and slippery surface of the loudspeakers we suggest that two persons assist in the unpacking and positioning of them for listening.

Contents of the two flight cases:

- 2 loudspeakers
- 1 Accessories box
  - 2 sets of spikes (8 pieces)
  - 1 user's manual
  - 2 pairs of gloves
  - 1 polishing cloth
  - 1 impregnated polishing cloth  
(supplied only with liquid gloss finish)

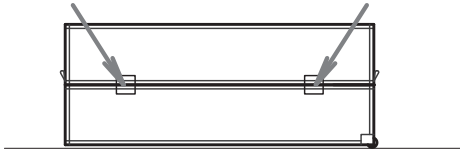
For unpacking, please follow the instructions described below and as shown in the drawings:

Due to the substantial weight and slippery surface of the loudspeakers we suggest that two persons assist in the unpacking and positioning of them for listening.

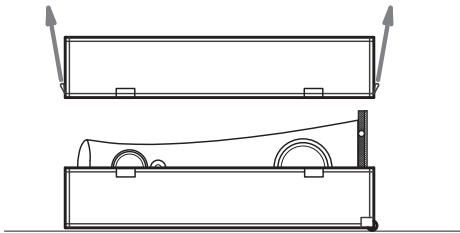
1. Unlock/Open all four locks on the flight case cover. This should only be done with the speaker / flight case in a horizontal position.
2. Carefully lift the cover off the flight case and put it aside.
3. Remove the foam plate from under the speaker bottom as shown in drawing 3.
4. Gently, one person lifting the flight case as shown in drawing 4, and another person supporting the speaker, elevate the flight case with the speaker to a vertical position as shown in drawing 5.

5. Now in an upright position, please support the speaker, and slowly roll the speaker out of the case. At this time, please put on the gloves that you find included in the accessories box inside the flight case. Now, with the speaker upright and out of the flight case, roll it to the desired position in your room and finally, carefully remove the cloth bag from the speaker. We recommend keeping the speakers on wheels during the initial set-up.
6. Once the final position has been located, it is time to replace the

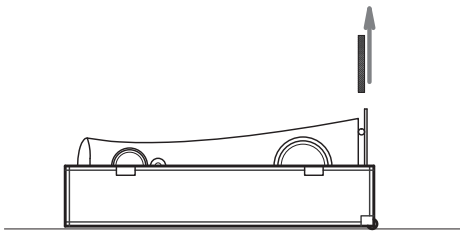
1



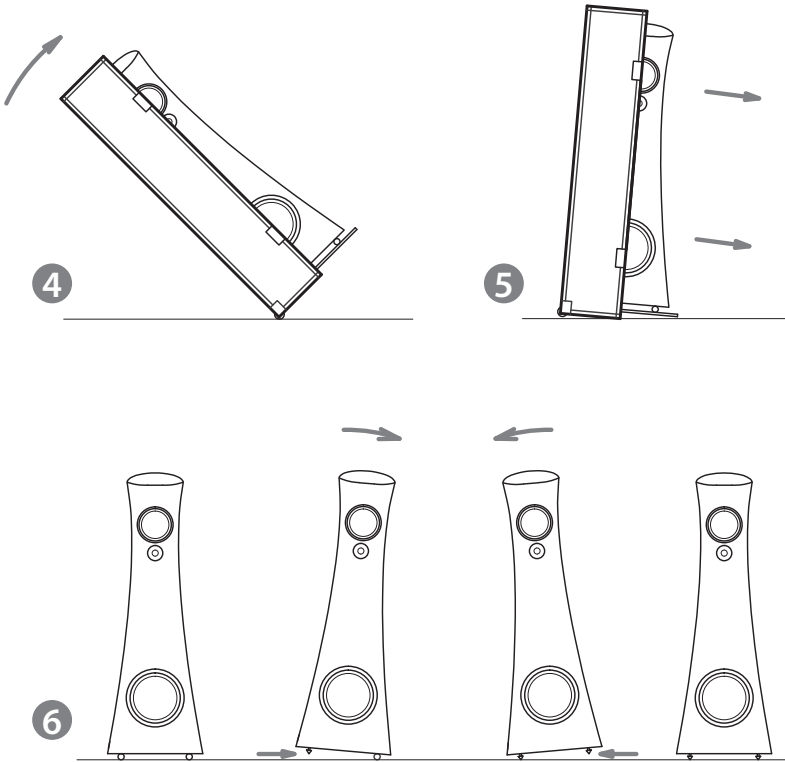
2



3



transport wheels with the enclosed spikes as shown in drawing 6. Doing one side at a time, one person should carefully tilt the speaker to one side, and hold it in this position while the other person removes the two wheels and inserts the enclosed spikes into the holes next to the holes for transport wheels. Please make sure the edge of the speaker bottom does not touch the floor during this procedure. Repeat the procedure for replacing the rest of the wheels. Please retain the wheels, once removed, in the event that repackaging is required.



## **4. SET-UP**

### **4.1. Initial positioning in the room**

Model X Diamond – Suggested room size 20-50 m<sup>2</sup>.

When positioning the speakers in your room, if possible, it is desirable to allow for “free” space around the speakers so as to assist in minimizing sound reflections from walls, furniture etc. This will help in achieving correct tonality, realistic imaging, focus and dynamics. The recommended minimum distance between the speaker and the nearest reflection point is 1.2 m (3.6 ft).

A “smooth” back wall will minimize imaging distortions. The distance between the back wall and the speaker should not be less than 0.6 m (1.8 ft), the distance from the tweeter to the back and side walls must not be too similar.

Listening point: the distance between your ears and the floor should be approx. 1 m (3 ft), while the distance between the listener and the speakers should be similar to the distance between the two speakers.

The positioning of the speakers in the room must be symmetrical for achieving a balanced sound stage – this is very important in a narrow room. Expect the distance between the speakers to be approximately 2.5 – 5 m, depending on the size of the room and its reverberation characteristics.

The recommended speaker’s direction is approximately 7°, off axis, towards the listening position.

### **4.2. Wiring**

When connecting the speaker to the amplifier please make sure that the amplifier is in an off position.

Connect the speaker cable to the pole terminal on the back of the speaker: speaker terminal „+“ with the amplifier terminal „+“ and „-“ with „-“.

For signal flow, please follow the direction marked on the cable or in the cable manufacturer's instruction. Typically, the signal flow will be in the same direction as the labeling / writing on the cable.

### **4.3. Break-in period**

Although your Estelon speakers had an initial break-in at the factory, due to shipping conditions – pressure/temperature changes that they may have incurred, the speakers will need to go through an additional break-in process before their final set-up.

All the mechanical and electrical connections will stabilize naturally after playing a continuous music signal for approx. 24 hrs – e.g. use a digital source in the repeat mode. After the initial break-in period you can start setting-up the sound according to the recommendations from Alfred Vassilkov.

Please note that the speakers will have reached their optimum level of performance after playing in your system for 300-400 hrs.

### **4.4. Recommendations from Alfred Vassilkov for the set-up**

The set-up of the sound consists of the balancing of many different parameters: tonality, bass accuracy, focus, stage imaging, deepness etc. This process is time consuming and depends on the listener's experience or the qualification of the set-up specialist. Proper set-up will maximize your Estelons' performance.

During the final set-up small changes may be made to the initial chosen position, e.g. moving the speakers 10 cm towards the front wall, then maybe a little bit inward and outward. Please evaluate the sound carefully every time you make a small change in the positioning. Then continue, making smaller changes in the positioning and evalu-

ate again, until the proper position with a balanced, natural sound is found. We suggest that you test, listen, with different music styles so as to avoid specific accents.

When changing the position of your speakers please keep in mind that:

- Close proximity to the back wall and corners will reinforce, enhance, the bass performance.

- A shorter distance between the two speakers, will create a better focus and deeper imaging, but will at the same time reduce the sound width.

- Pointing the speakers inward minimizes reflections from the side walls but has an impact on the imaging.

Once you have located the proper position replace the wheels with the spikes included in the case. You can adjust the angle, phase of the speaker to the listening point by changing the height of the spikes – rear.

For critical listening, please allow 60-90 minutes for the system to stabilize, each time you play the speakers.

When played at excessive volume, you stand the risk of doing damage to the drivers.



## 5. Taking care of your Estelon speakers

The multicoated finishes applied to Estelon speakers are considered to be amongst the most advanced automotive finishes available. They are extremely strong and durable. In order to assist you in maintaining their stunning appearance, your Estelon loudspeakers come supplied, from the factory, with special cleaning / polishing cloths. Please take note – only dry cleaning is allowed – do not wash the speakers.

When the nature of a smudge / spot so necessitates, a soft moist cloth may be used to gently liquefy / remove smudges prior to a final finishing with the special cloths which accompany the speakers.

For the Liquid Gloss finish, please use only the polishing cloth included in the flight case. Be careful not to apply the polish to the loudspeaker drivers. The use of other materials can damage, scratch or destroy the finish.

More detailed information regarding the polishing clothes and information for obtaining additional product:

### **For the Liquid Gloss finish only:**

DuPont™ Sontara® Polish Cloth impregnated with Krytox®  
Silicone-free

Impregnated with DuPont™ Krytox®, a high performance polish that gives a long-lasting shine and extra protection to paintwork

No additional wax or polish required.

### **For all finishes:**

3M Perfect-it™ III High Performance Polishing Cloth

Item # 50486

Or other 3M Microfiber cloths

*For additional information and guidance regarding cleaning / polishing materials, please contact your dealer or distributor.*

## 6. ESTELON / ALFRED & PARTNERS - Technical Services

### Alfred & Partners OÜ Five Year Limited Warranty Terms and Conditions

**1. Limited Warranty** – All ESTELON products purchased from authorized ESTELON dealers are covered by a limited 5-year non-transferable warranty granted by Alfred & Partners OÜ. This warranty includes all parts and labour charges as well as return-shipping charges (product owner is responsible for all shipping and insurance charges one-way to the ESTELON repair facility).

Upon receipt of an online registration form, Alfred & Partners OÜ warrants the purchased product to be free from manufacturing, materials, and workmanship defects for **five years** from the date of original purchase, subject to the following conditions. **Failure to register the ESTELON product within 30 days from original purchase will result in a warranty period of 90 days from the date of purchase.**

Customers should consult with their original ESTELON dealer or distributor for possible alternate repair instructions prior to contacting the ESTELON factory. Other ESTELON dealers or distributors may refuse from assisting the Customer under the limited warranty BUT under any and all circumstances customers are welcome to contact our sales department, listed on our web site [www.estelon.com](http://www.estelon.com), for service assistance.

This limited warranty is valid only in the country where the product was originally purchased. If the repair request that is covered under this warranty comes from another country then the Manufacturer may request the Customer to compensate to the Manufacturer additional costs arising from providing this limited warranty in another country than the country of original purchase.

This limited warranty shall not affect the statutory rights of the Customer.

**2. Limited to Original Purchaser** – This warranty is for the sole benefit of the original purchaser of the covered product, and may not be transferred to a subsequent purchaser of the product.

**3. Conditions and Limitations** – This warranty is subject to certain conditions and limitations, as follows. This warranty is void and inapplicable if the product has not been used in accordance with the instructions found elsewhere in the owner’s manual, or if it has been misused or abused, damaged by accident or neglect, or in transport once in possession of the purchaser. The warranty is also deemed void if the product has been repaired, modified, or tampered with by anyone other than Alfred & Partners OÜ or its specifically authorized agents. Please Note – if the fasteners to the cover of the crossover area, those covered with multi coloured specialty epoxy seal, have been tampered with / the epoxy removed – the warranty will considered to be void.

This warranty does not cover defects due to accidents or similar causes arising after the risk for the product has passed to Customer, or normal deterioration, wear and tear.

**4. Remedy** – If this product contains a materials, manufacturing, or workmanship defect that cannot be repaired at the dealership where the product was purchased, it must be packed in original packaging and returned to Alfred & Partners OÜ via insured freight, at the owner’s expense. If replacement packaging materials are required, they may be purchased from the factory at a charge. **Returned products must be accompanied by a written description of the defect, and a return authorization number (available from the factory via phone or email).**

Upon receipt of defective product, ESTELON agrees to repair the product without charge for parts or labour. The product will then be returned via prepaid, insured freight, with carrier at the sole determination of ESTELON. This constitutes the purchasers sole remedy.

**5. Design Changes** – ESTELON reserves the right to modify its products or change specifications at any time without obligation or liability to previous purchasers.

**6. Miscellaneous** – Any implied warranties relating to the above product shall be limited to the duration of this warranty. This warranty does not extend to any incidental or consequential costs or damages to the purchaser. This warranty gives you specific legal rights. You may also have other rights which vary from country to country.

### **Instructions for Obtaining Repair Service**

1. Complete the Return Authorization Request Form – available online at [estelon.com/support](http://estelon.com/support).

2. Upon clicking the 'Submit' button on the Return Authorization Form, the ESTELON factory will review it for completeness and return an e-mail to you with an RA number when required (please allow 2-5 days for a return e-mail).

3. Crate and / or package the product **in its ORIGINAL FLIGHT CASE CONTAINERS ONLY**, according to the instructions included in the return e-mail, and ship the product to the shipping address included in the e-mail. The owner is responsible for paying the shipping and insurance charges (Alfred & Partners OÜ will cover return shipping and insurance charges on warranty repairs).

4. **In the case of non-warranty repairs**, Alfred & Partners OÜ will physically inspect the product and contact the customer for repair approval. Upon approval and completion of repair, the product owner will be informed of the final charges (including return shipping). Payment may be made by bank / wire transfer prior to final shipment). Payments not received within 30 days of initial contact may incur storage fees.



We strongly recommend that all product repairs should be conducted through the ESTELON factory or an authorized ESTELON repair facility. ESTELON products are designed and manufactured to the highest tolerances with numerous hand-picked components; for this reason, we HIGHLY RECOMMEND that components not be serviced by non-authorized repair facilities. Alfred & Partners OÜ values its loyal customers and will make every attempt to return re-paired products to their original factory specifications. Customers should consult with their original ESTELON dealer or distributor for possible alternate repair instructions prior to contacting the ESTELON factory. BUT under any and all circumstances customers are welcome to contact our sales department, as listed on our web site [www.estelon.com](http://www.estelon.com), for service assistance. All non warranty repairs are warranted for one year from the date of return shipment.



*Have we answered all your questions?  
If not, please send us an email with your questions to  
[sales@estelon.com](mailto:sales@estelon.com)*

*[www.estelon.com](http://www.estelon.com)*

ESTELON is a trademark of Alfred & Partners OÜ

Alfred & Partners OÜ

Tanuma 126

13521 Tallinn

Estonia

## **Notes**